



the
art of
shock
wave

MASTERPULS® icon – »Deep R-SW«
Next-generation Radial ShockWaveTherapy
with unique »HF Burst Mode«



STORZ MEDICAL



The MASTERPULS® icon – »Deep R-SW«

The new generation of radial shock wave therapy with unique deep-tissue action and extended intensity range.

| | | | |
|---|--|---|--|
| 04 The MASTERPULS® icon »Workstation« | | 16 The V-ACTOR® »HS« handpiece up to 100 Hz | |
| 06 The »Endurance« handpiece | | 18 The V-ACTOR® »HS« handpiece up to 100 Hz | |
| 08 The innovative »HF Burst Mode« | | 20 The easy-read user interface | |
| 10 »Deep R-SW« with intensity range extended by 30% | | 22 The treatment report | |
| 12 Individual transmitters | | 24 Informing patients | |
| 14 The application range | | 26 Precision down to every detail | |

MASTERPULS® icon »Workstation«

Improve your work flow, increase the ease of use, maximise your results.
The MASTERPULS® icon – »Deep R-SW« – combines high-tech functionality with efficient workstation ergonomics and has been adapted specifically to the therapist's requirements.

The MASTERPULS® icon is an exceptional product on the shock wave therapy devices market and was developed to close the therapeutic gap between conventional radial ESWT and focused ESWT. Every detail of the device has been designed to improve ease of handling and to maximise treatment efficiency.

Technical features

- Intensity: 0.1 – 5
- Frequency: 1 – 27 Hz, »HF Burst Mode«: 50 Hz
- V-ACTOR® »HS« (high-speed): 1 – 100 Hz

- User-friendliness:** The intuitive operation of the user interface and the handpieces ensures easy and safe use.
- Elegant design:** The device is an attractive complement to the treatment space thanks to its carefully considered design. The light signature integrated in the handpiece indicates the strength of the applied intensity by colour.
- Organisation:** The two drawers help you to ensure your workplace stays tidy and well-organised at all times. The cable guard on the wheel enables the device to be manoeuvred easily and safely in the practice setting.

User interface



Light signature



Well organised transmitters



Cable guard





The »Endurance« handpiece

Advanced technology

The »Endurance« handpiece was developed with an express focus on lifespan, performance and user-friendliness. Innovative technology and ergonomic design enable the user to work without fatigue, even on deeper tissue structures.

- n **Design:** The handpiece was developed to enable a variety of holding positions, with a particular emphasis on the power grip, while the control elements remain easy to access.
- n **Comfort:** Handpiece vibrations are largely absorbed during treatment, which increases user comfort during applications.
- n **Operational ergonomics:** Thanks to carefully designed weight distribution in the handpiece, the user's hand control is ensured even during intensive application.
- n **Visual feedback for the user:** The applied intensity level is indicated by coloured illumination.
- n **Precision:** The patented double-valve technology enables precise control of shock wave energy, ensuring the highest accuracy and reproducible treatment outcomes.




The innovative »HF Burst Mode« – for the first time with deep-tissue action

The powerful radial shock wave device from the successful MASTERPULS® range was developed to close the technological and therapeutic gap between conventional radial shock wave therapy and focused shock wave therapy. The MASTERPULS® icon performs impressively thanks to effective and individually adaptable therapies, with high comfort and enhanced deep-tissue action (»Deep R-SW«), while the wide intensity range is adapted specifically to the individual patient's pain tolerance level.

»HF Burst Mode«: The unique »high frequency« Burst Mode is characterised by a rapid, high-energy series of 50 Hz pulses and was developed by STORZ MEDICAL for the highest therapeutic requirements.

Key application areas of the »HF Burst Mode«:

- n Intensive treatments of muscle trigger points and fascia in sportspeople
- n Shortened treatments for patients sensitive to pain
- n Muscle stiffening due to overstrain or as a result of stress
- n Deep trigger and acupuncture points in cases of muscle stiffening

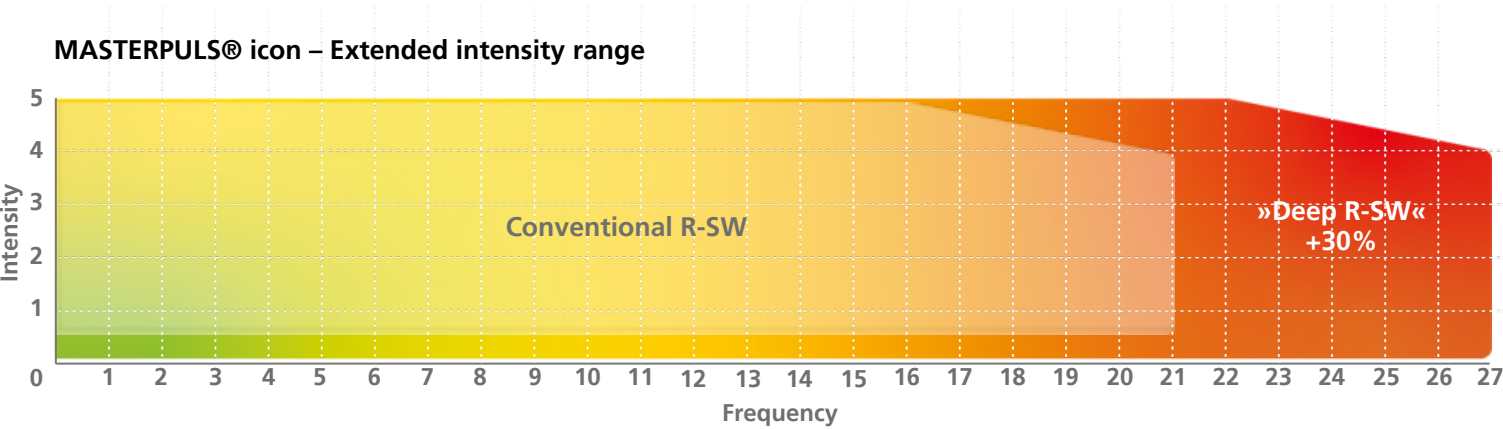


Transmitters for the »HF Burst Mode«



»Deep R-SW« with intensity range extended by 30%

STORZ MEDICAL sets great store by scientific accuracy and excellence when developing new technologies. In this way, the new MASTERPULS® icon »Endurance« handpiece was created in close collaboration with experienced clinical users, with unique deep-tissue action and a 30% higher performance range for intensive and especially pain-reducing applications.



Conventional deep-tissue action



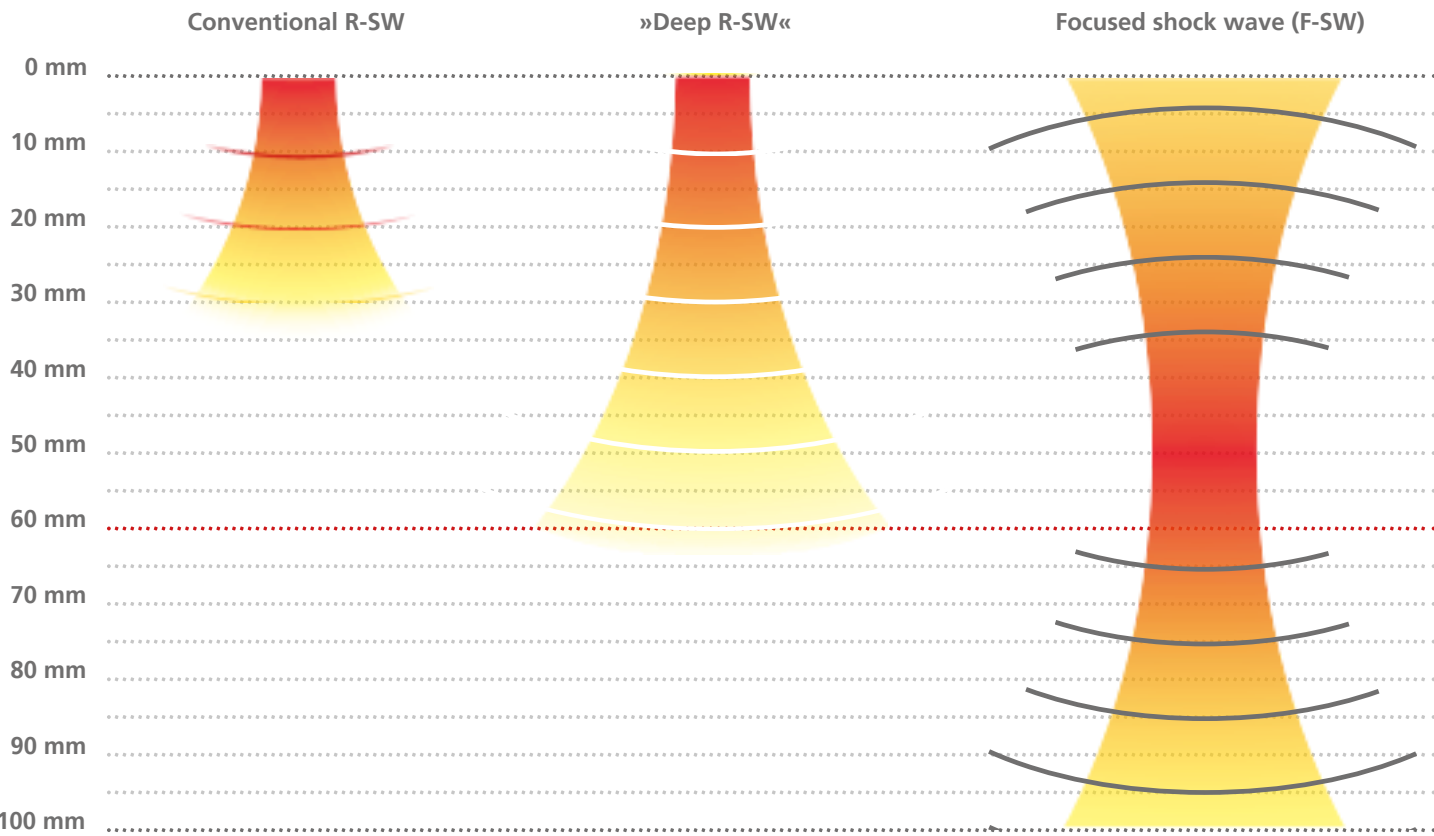
New deep-tissue action



»Deep R-SW« with unsurpassed deep-tissue action

Laboratory tests have established benefits of the new MASTERPULS® icon with »Deep R-SW« over conventional R-SW. They showed that the »Deep R-SW« of the new MASTERPULS® icon also enables deeper tissue zones to be reached, thereby activating the healing processes at myotendinous junctions or in scar tissue. This closes the gap between conventional radial and focused shock wave therapies.

Comparison of penetration depths measured 1:1





Individual transmitters for greater treatment safety

The transmitter range with automatic recognition of the transmitter being used.

Radial transmitters for all standard indications The radial transmitters cover a wide range of conventional shock wave indications. Various materials and shapes are suitable for different anatomical structures and therapeutic target areas.

PERI-ACTOR®- transmitters for fascia therapy

The PERI-ACTOR® transmitters according to Swart/Di Maio were developed especially for fascia treatment. Their shapes and material properties are adapted to the musculature and tissue structure, enabling the targeted release of fascial restrictions and potentially resulting in noticeably improved mobility.

SPINE-ACTOR® transmitters for spinal musculature The SPINE-ACTOR® transmitters with »Double Tip« shape have been designed for the paravertebral region. They make it possible to apply precise treatment along the spinal column for back pain, muscular imbalance and functional symptoms.

- Automatic transmitter recognition:** The integrated **RFID chip** enables recognition of the transmitter being used.
- The **Quick-Lock mechanism** enables the transmitter to be changed in a matter of seconds, saving valuable time when preparing for and during treatment and when cleaning.

PERI ACTOR® and SPINE ACTOR® transmitters



Quick-Lock mechanism





Application range

The MASTERPULS® icon – »Deep R-SW« provides radial shock wave therapy for a wide range of indications and enables the diverse treatment of a variety of symptoms, from muscle tension through to tendinopathy and spasticity.

Standard indications

- Tendinopathy in the shoulder
- Epicondylitis humeri lateralis/medialis
- Greater trochanteric pain syndrome (GTPS)
- Plantar fasciitis
- Patellar tendinitis
- Tibial stress syndrome
- Achillodynia

Trigger points (examples)

- Forearm muscles
- Shoulder neck muscles
- Periarticular shoulder pain
- Upper back pain
- Lower back pain
- Hamstrings/Ventral thigh muscles
- Adductors
- Calf muscles

Spinal musculature

- Cervical, thoracic and lumbar

Spasticity (examples)

-

Fascia (examples)

- Fascia brachii
- Fascia thoracolumbalis
- Fascia lata
- Fascia cruris

An anatomical diagram of a human body in a running pose, showing various application points for shock wave therapy. The diagram includes numbered circles (1-8) and colored ovals (blue and green) indicating specific areas of treatment. The green ovals are located along the spine, representing the cervical, thoracic, and lumbar regions. The blue ovals are located on the shoulder, upper back, lower back, and legs, representing various muscle and fascia areas. The numbered circles are placed on the shoulder, neck, upper back, lower back, and legs, representing trigger points and standard indications.



Integrated key pad

Ergonomic non-slip grip

Variety of transmitters

The V-ACTOR® »HS« handpiece up to 100 Hz

To support more rapid healing processes and shorter regeneration times

With an outstanding frequency range of up to 100 Hz, the V-ACTOR® »HS« handpiece (high-speed) promotes resonance vibrations in the treated muscles as a key driving force behind microcirculatory processes. Muscle tension may be normalised in the long term by deep massage. Shortening and stiffening of the fascia and muscle fibres may be resolved with targeted spreading and smoothing action. The new V-ACTOR® »HS« handpiece is therefore the perfect addition to shock wave therapy.

How healing processes can be influenced by different frequencies.

Low frequencies (1 – 35 Hz):

Low frequencies are used with the aim of relaxing and substantially activating the neuromuscular system the localised metabolism.

High frequencies (51 – 100 Hz): High frequencies can override pain signals. Stronger stimulation of the treated tissue structure and intensive sensory stimulation may treat pain and normalise the level of muscle tension.

Medium frequencies (36 – 50 Hz):

The medium range may trigger a tonic vibration reflex, leading to tone reduction in cases of spasticity and overly tense tissue.



The V-ACTOR® »HS« handpiece up to 100 Hz

Massage. Muscle relaxation. Deep-tissue stimulation

The V-ACTOR® is the perfect addition to radial shock wave therapy. Treatment efficiency may be improved significantly by increased microcirculation and muscle relaxation.

Features of the V-ACTOR® High Speed »HS« handpiece:

- Intensity range:** The wide intensity range makes it possible to vary application in a variety of ways tailored to the patient.
- Unique frequency range:** With frequencies ranging from 1 – 100 Hz, entire treatment concepts can be implemented optimally, especially in combination with radial shock wave.
- Integrated parameter setting:** The parameter intensity and frequency can be set directly on the handpiece, making it quick and simple to make adjustments during treatment.
- Improved trigger point diagnosis:** The reliability of muscle trigger diagnosis can be significantly improved.

Facts

- 1 – 100 Hz high-frequency vibration therapy
- Intensity: 1 – 5 for superficial and deep tissue zones and for larger muscle groups
- Effective stimulation of deep tissue layers
- Easy to switch between radial shock wave and vibration therapy
- High patient satisfaction thanks to comfort of use and long-term effect

V-ACTOR® »HS« transmitters



V10
Precise muscle and
trigger point treatment

V25
Tissue massage and
muscle smoothing

V40
Treatment of large
muscle zones

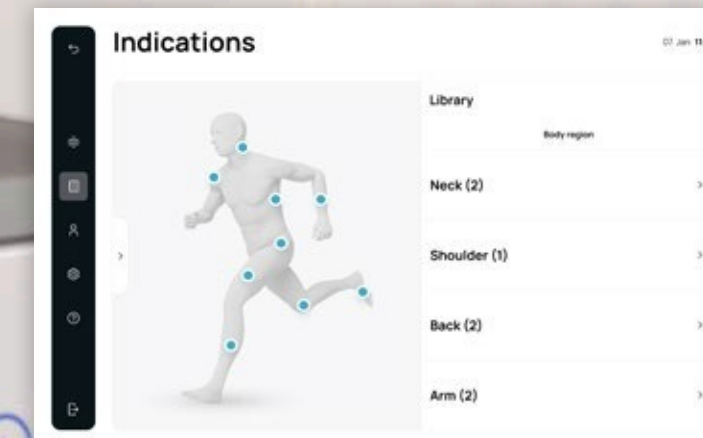
The easy-read user interface for intuitive user navigation

The clearly structured and user-friendly user interface displays all important information at a glance.

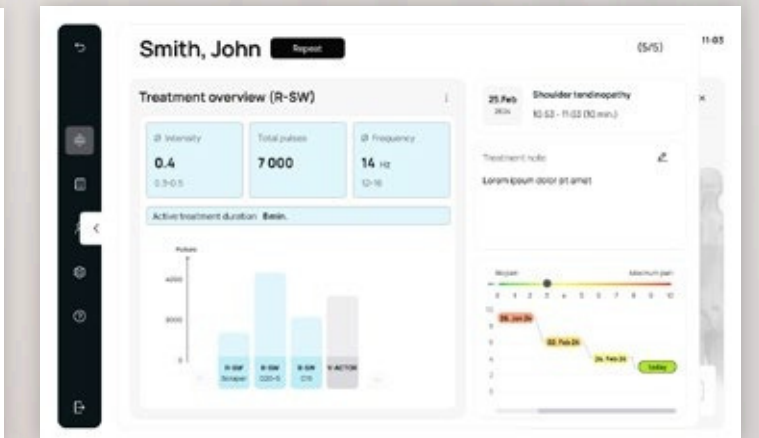
- Intuitive operating concept:** The treatment overview enables therapy to start quickly and easily. It prominently shows parameters such as intensity, pulse rate and frequency, accompanied by easy-to-understand symbols.
- Countdown and treatment timer:** The remaining treatment time is displayed as a countdown and the actual treatment time is reported.
- Patient history:** All of a patient's treatment reports are stored and organised in a patient history.
- Indication library with treatment recommendations:** In the indication library, users can call up the recommended treatment protocol for 18 indications.

The user interface makes it easy to access important information and provides intuitive user navigation, which supports targeted therapy.

Indication library with treatment recommendations



Easy-to-follow patient history



The treatment report

Individual therapy record

A treatment report to ensure complete and accurate documentation.

- Accurate allocation:** Every treatment step is recorded by the transmitter used, while the average parameters used in the treatment are also displayed.
- Total treatment time and active treatment time:** Since the total time and the time for which treatment was actively given are displayed, these time indications assist the user in evaluating the efficiency of the session.
- Changes in pain:** The report shows development of the pain level (VAS) over multiple sessions, which documents the success of the treatment.

The treatment report provides detailed records and offers new opportunities to optimise treatments and to perform observational investigations and studies.



Informing patients

Greater freedom of movement. Less pain. Higher quality of life.

Pain may severely restrict a patient's life – whether due to sports injuries, tension or chronic symptoms. Treatment with the MASTERPULS® icon may contribute towards faster recovery of movement and well-being.

What are the benefits for patients?

- n **Shorter treatment times:** The innovative »HF Burst Mode« enables therapies to be completed much sooner.
- n **Less pain during the treatment:** The treatments can be adapted individually to the patient's perceived pain.
- n **Deeper action:** It is possible to access even stubborn muscle stiffness and trigger points.
- n **Gentle support:** Additional **vibration therapy** enables circulation to be improved, musculature relaxed and pain eased.

Typical application areas

- n Back and cervical spine pain
- n Pain resulting from sports injuries or overstrain
- n Inflammation of tendons (e.g. shoulder, Achilles tendon, patellar tendon)
- n Heel spur or plantar fasciitis
- n Muscle stiffness due to stress or imbalanced weight bearing

Advantage for the patient: The therapy is non-invasive, gentle and may support the body's own self-healing capacity – for a more active and pain-free life.





Precision down to every detail

Developed and hand-made in Switzerland

Every detail counts in modern medical technology – and with the MASTERPULS® icon, perfection is no accident but is the result of passion. From the first sketch through to the last quality check, every device is made in Switzerland by a company in which precision, reliability and technological excellence have been embodied for generations.

Here, in the heart of Swiss engineering, is where innovation happens that engenders trust around the world. Our specialists combine high-tech manufacturing and careful hand-assembly. Every component, every screw and every surface are checked, adjusted and refined to perfection, until a technical concept becomes a medical instrument of exceptional quality.

The design of the MASTERPULS® icon embodies the values that characterise STORZ MEDICAL: **Clarity, functionality and integrity**. The precisely manufactured components

combine into a whole that is not only aesthetically pleasing, but also guarantees the highest level of reliability in practice and the clinical setting.

We combine state-of-the-art technology and Swiss craftsmanship in such a way that every device has its own unmistakable identity, resulting in a product that promises a long service life, quality and trust.

The MASTERPULS® icon is an expression of our endeavour to make medicine more precise, safer and more sustainable.





Discover more.
Learn more.



HUMANE TECHNOLOGY FOR PEOPLE



Focused Shock
Wave Therapy



Deep Radial Shock
Wave Therapy



Radial Shock Wave
Therapy



Extracorporeal
Magnetotransduction
Therapy



Vacuum Therapy



Vibration Therapy

STORZ MEDICAL

STORZ MEDICAL AG · Lohstampfestrasse 8 · 8274 Tägerwilen · Switzerland
Tel. +41 (0)71 677 45 45 · info@storzmedical.com · www.storzmedical.com

movemed®
medical solutions for people's treatment

Subject to change without notice. The information in this document is only intended for medical and healthcare professionals. This document provides information on products/indications that may not be available/relevant in all countries.